





## Nilfisk SCRUBTEC 886 available for long, medium or short term hire



### Walk Behind 860mm Battery Powered Scrubber Dryer

The SCRUBTEC 8 is the complete walk-behind unit for large area cleaning. More versatility, greater productivity, better reliability, extremely quiet and with advanced ergonomics. Features include the latest technologies developed through years of cleaning experience.




Gimbal-mounted brushes provide adjustable pressure to ensure effective cleaning, even on heavily soiled surfaces. The parabolic AccuTrack™ squeegee leaves the floor dry and ready for re-use. The brush decks are interchangeable. The one-touch controls reduce operator error and improve cleaning results, and the ergonomics are such that operator fatigue are minimised...the list goes on! The superb performance of the SCRUBTEC 8 machines brings a new dimension to large area floor cleaning. When scrubbing and drying is this efficient, costs are optimised and the benefits become obvious. Reliable and easy to use provides added value to professional cleaning.

### PRODUCT FACTS

- Excellent ergonomic design
- Easy to understand control panel with "OneTouch" Scrub Control
- Extremely quiet operation thanks to the Acoustically engineered vacuum motor containment
- Large 85 litre solution and recovery tanks provides longer run time between dump and fills.
- Patented electronic pulse solution delivery system delivers precise and consistent solution without use of mechanical valves
- Rear solution fill allows filling when the machine is back into the deep sink for emptying the recovery
- Grey, foam filled wheels leave no marks on the floor

### Technical specifications

MAX SPEED (KM/H)	6
VOLTAGE (V)	24
BRUSH MOTOR (W)	2x560
TRACTION MOTOR POWER (W)	330
VACUUM MOTOR POWER (W)	550
SOUND PRESSURE LEVEL AT 1.5 M (DB(A))	67
PRODUCTIVITY RATE THEORETICAL/ ACTUAL (M <sup>2</sup> /H)	4130/2480
SCRUBBING WIDTH (MM)	860
MIN. TURN-AROUND AISLE WIDTH (CM)	185
WATER FLOW (L/M)	0 - 3.8
TANK CAPACITY, SOLUTION/RECOVERY (L)	85/85
SQUEEGEE WIDTH (MM)	1070
BRUSH PRESSURE (KG)	36 - 68
BRUSH SPEED (RPM)	200
BRUSH SIZE (MM)	2x430
LENGTH X WIDTH X HEIGHT (CM)	162x91x112
WEIGHT (KG)	383

	Accessories	Ref. no
	<b>Padholders and pads</b>	
	DRIVE PAD 17 430MM	938034A
	PAD 17 432MM ECO BRILLIANCE YELLOW	10002338
	PAD 17 432MM ECO BRILLIANCE GREEN 2PCS	10002339
	<b>Brush disc</b>	
	BRUSH 17 NYLON	10875A
	BRUSH ASM LITE GRIT 17	10384A
	BRUSH ASM. GRIT HEAVY 17 OD	11425B
	BRUSH ASM. GRIT MEDIUM 17 OD	11430B
	BRUSH ASM. POLYPROPYLENE 17 OD	11424B
	<b>Squeegees, blades, skirts and splash guards</b>	
	SQUEEGEE BLADE KIT 41 GUM	11334A
	SQUEEGEE BLADE KIT 41 LINATEX	11337A
	SQUEEGEE BLADE KIT 41 URETHANE	11331A

Call to find out how we can ease your cleaning workload: freephone **0500 608822**

Astley Hire Ltd., Lloyds Court, Jury Street, Leigh, Lancashire. WN7 5RX | [www.astleyhire.co.uk](http://www.astleyhire.co.uk) | email: [enquiries@astleyhire.co.uk](mailto:enquiries@astleyhire.co.uk)