

ASTLEY
HIRE

cleaning

cooling

heating

access

training



ASTLEY
HIRE tools

HIRE
INFO



building
& site



power
tools



engineer
& lift



Thanks for viewing this information PDF



There's more products, details, specification etc. on our website - **CLICK THE LINKS ABOVE**

ACCESSORIES

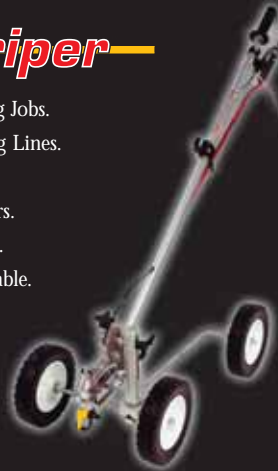
SC-6™
TIP



- The Longest Lasting Tip in the Industry.
- Universal size to fit most bases.
- Fewer passes and better coverage than competitors because of full fan pattern with minimal feathering.
- New one-piece seal and retainer.

Product No. 661-XXX

SideStriper



- Great for Smaller Line Striping Jobs.
- Ideal for Touching-Up Existing Lines.
- Stripes in Tight Spaces.
- Stripes In Between Parked Cars.
- Works with any Airless Sprayer.
- Compact, Lightweight & Portable.
- Easy-to-Use.

Gun and hose not included.

Patent Pending

Product No. 759-150



SYNERGY
FINE-FINISH TIP

Product No. 671-XXX

WIDESPRAY



Product No. 661-XXXX

SC-6 Reversible Tip Guard661-012
LX-80° Gun w/SC-6 Tip580-100
LX-80° Gun, Tip & Hose Kit580-050
Reel-EZ 16 - 406 mm (16") Hose Reel769-100
Reel-EZ 10 - 254 mm (10") Hose Reel769-200
15 cm (6") 7/8 THD651-070
30 cm (12") 7/8 THD651-071
45 cm (18") 7/8 THD651-072
61 cm (24") 7/8 THD651-073
15 cm (6") 11/16 THD651-121
30 cm (12") 11/16 THD651-122
45 cm (18") 11/16 THD651-123
61 cm (24") 11/16 THD651-124
.91 m (3) Hand-Tite Extension Pole310-383-1
1.83 m (6) Hand-Tite Extension Pole310-386-1
Pole Swivel711-600
Spray/Roll Application Kit310-110
229 mm (9") Telescoping Pressure Roller Kit310-950
6.35 mm (1/4") x 15.2 m (50') Airless Hose, 228 bar316-505
4.76 mm (3/16") x .91 m (3) Airless Whip Hose550-240
Fine Mesh Gun Filter (Pack of 2)500-200-10
Medium Mesh Gun Filter (Pack of 2)500-200-06
Coarse Mesh 440i Manifold Filter (Pack of 2)500-200-03
Medium Mesh 640i Manifold Filter730-067
Small Inlet Screen (Rock Catcher)700-805
Large Inlet Screen (Rock Catcher)710-046
3.175 mm (1/8") Airless Tip Gaskets (12 Gaskets)711-612
Piston Lube - 237 mL (8 oz.) Bottle314-480
Piston Lube - 118 mL (4 oz.) Bottle314-481
LS-10 Liquid Shield Plus - .95 L (1 Qt.) Bottle314-482
LS-10 Liquid Shield Plus - 118 mL (4 oz.) Bottle314-483

Imported by:

Distributed by:

International Sales
Titan Tool, Inc.
107 Bauer Drive
Oakland, NJ 07436
Tel: +201 337 1240
Fax: +201 405 7449
Website: www.titantool.com/international

Ask for Genuine Titan/SpeeFlo Parts and Accessories



Global Leader in Paint Spray Technology



© Copyright 2007 Titan Tool, Inc. Titan and SpeeFlo are registered trademarks and PowrTwin, ExL DC Motor, ConvertoKit, Accutrol, SC-6 Tip and Severe Service 900 are trademarks of Titan Tool, Inc. JB50350 SL 40001 / 02-2007

Electric Airless Paint Sprayers



iSeries



First In Innovation



Global Leader in Paint Spray Technology

440i 640i

Extreme Duty FLUID SECTION

PERFORMANCE • DURABILITY • RELIABILITY

One-piece static (stationary) packings are made of the longest lasting material and do not require a wearable cylinder to save you time and money on maintenance.

Piston rod has 30% longer life.

Double lower, self-adjusting packings increase life by up to 30%.

Reversible inlet and outlet seats last twice as long as standard seats.

Reduce downtime with stainless steel rotating ball valves that keep debris from sticking and maximize performance.

Access and clean the lower ball valve in seconds with the exclusive "live" siphon swivel.

POWERFUL and QUIET DC MOTOR

440i DC Motor



Microprocessor with ICS™ (Intelligent Control System)

A multi-stepped program featuring:

- Tightest deadband in the industry.
- More consistent spraying pressure.
- More consistent mil build.
- The ICS multi-colored pressure control label shows you the correct pressure settings eliminating unnecessary overspray and tip wear.

ICS indicator lights have the following multiple functions:

- Match up with the pressure control label to indicate correct pressure for spraying various coatings.
- Serve as a tip wear indicator.
- Serve as a "Service Fluid Section Soon" indicator, giving you early signs of potential pump problems in advance.
- Information data port allows for easy retrieval of important operating information such as: serial number and total spraying time. (Used in conjunction with the Titan Programmer available at most service centres)



Drip Cup

Drip cup prevents drips and holds (2) 118 mL (4oz.) bottles of Piston Lube or Liquid Shield Plus and has space for two reversible tips. (Tips sold separately)

Turbo PulseClean™

- Fast, thorough cleaning due to pulsation and variable speeds.
- Nothing to connect or disconnect.
- Automatically switches to Turbo PulseClean™ once paint is flushed out of system.



440i

Airless Paint Sprayer

Unequalled in performance, this versatile, portable and highly reliable sprayer weighs only 15 kg (32 lbs) It is ideal for one gun residential and maintenance applications.

Materials to be sprayed: Stains, lacquers, enamels, multi-colours, oil based and latex based paints.

- Lightest sprayer in its class
- Advanced ICS™ microprocessor control with indicator lights
- Turbo PulseClean™
- 30 mesh manifold filter standard
- Extreme Duty Fluid Section

440i Specifications

Max. Delivery	1.8 lpm (.47 gpm)
Max. Tip Size	One Gun .53 mm (.021")
Max. Operating Pressure	220 bar (0 - 3200 psi)
Power Source	.82 kW (1.1 hp) DC Motor



640i

Airless Paint Sprayers

The 640i has 21% more output than the 440i and comes in three different configurations. It is ideal for medium to large residential, commercial and maintenance applications.

Materials to be sprayed: Stains, lacquers, enamels, multi-colours, oil based and latex based paints.

- Lightest sprayer in its class
- Advanced ICS™ microprocessor control with indicator lights
- Turbo PulseClean™
- 60 mesh Quick Removal manifold filter standard
- Extreme Duty Fluid Section

640i Specifications

Max. Delivery	2.2 lpm (.57 gpm)
Max. Tip Size	One Gun .58 mm (.023")
Max. Operating Pressure	220 bar (0 - 3200 psi)
Power Source	.97 kW (1.3 hp) DC Motor

- Cart models allow easy, one-man loading and unloading

The First in the Industry, this Infinity Brushless™ DC Motor has the highest technology available in today's market.



Brushless

Eliminate downtime, cost of motor brushes and motor replacement costs by having no motor brushes to wear out.



Highest Efficiency

This high tech motor draws up to 25% fewer amps than TEFC motor resulting in fewer tripped breakers.

Variable Speed

Full variable speed motor adjusts sprayers speed to match tip size.

Ability to use longer power cords without overheating or extra strain on the motor.

740i 840i 1140i

Extreme Duty FLUID SECTION

THE LONGEST LASTING FLUID SECTIONS IN THEIR CLASS

Self-adjusting, static packings do not require tightening; reducing premature wear.

One-piece upper and lower packings with new wiper lip last up to 70% longer than existing packings and up to 30% longer than the nearest competitor.

Access and clean ball valves without damaging packings or having to remove the entire fluid section from the unit.



Knock-Off allows quick and easy removal of the fluid section without tools.

Slower stroking piston rod gives up to 40% longer life.

Reduce downtime and repair costs with our new and innovative, three-piece fluid section.

(two-piece model available on the 740i)

Hand-tight foot valve with reversible tungsten carbide seats last twice as long as standard seats.



Quick Removal Manifold Filter

- Hand-tight (3-turn) removal.
- Less clean-up time.
- Fewer tip clogs.
- Increased productivity.

Large Pneumatic Tyres


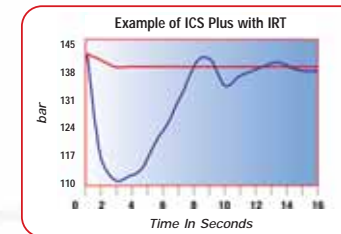
- Allows for easier transportation and better stability.
- With tubes to minimize flats.



ICS Plus — With — IRT

Intelligent Control System Instant Response Technology

This technology instantly adjusts to the tip size, painters style and technique, allowing for the most consistent spray patterns and more even mil build.



The Most Consistent Spraying Pressure in the Industry...

ICS Plus Control Center

- Innovative ON/OFF switch is conveniently built into the pressure control knob.
- The ICS multi-colored pressure control label shows you the correct pressure settings to eliminate unnecessary overspray and extends tip life.



ICS indicator lights have multiple functions:

- Match up with the pressure control label to indicate correct pressure for spraying various coating.
- Serves as a tip wear indicator.
- Serves as a "Service Fluid Section Soon" indicator giving you early signs of potential problems.
- Information data port allows for easy retrieval of important operating information such as: serial number and the total spraying time. (Used in conjunction with the Titan Programmer available at most service centres)

SlowPrime™

- Extends packings and rod life by slowly cycling during priming.
- Better priming with heavy coatings.

Turbo PulseClean™

- Minimize clean up time with pulsation and variable speed flushing.
- Easy to use - Nothing to connect or disconnect.
- Automatically switches to Turbo PulseClean™ when all paint is flushed out of system.



740i

Airless Paint Sprayer

The 740i is ideal for medium to large production residential, medium commercial or medium maintenance applications.



740i Specifications

- Max. Delivery 2.7 lpm (.70 gpm)
- Max. Tip Size One Gun .66 mm (.026")
- Max. Operating Pressure 228 bar (0 - 3300 psi)
- Weight 29.5 kgs (65 lbs)
- Power Source .97 kW (1.3 hp) Infinity Brushless™ DC Motor
- Max. Hose Length 91.4 m (300')
- Max. Cord Length Up to 152.4 m (500')
- Power Cord Includes 4.57 m (15') of standard cord
- Tyres - High Rider 254 mm (10") Pneumatic
- Low Rider 203 mm (8") Semi-Pneumatic



Materials to be Sprayed

- Stains
- Lacquers
- Enamels
- Multi-colours
- Heavier oil-based paints
- Heavier latex-based paints.

840i

Airless Paint Sprayer

The 840i is ideal for large production residential, medium commercial or medium maintenance applications.



840i Specifications

- Max. Delivery 3.0 lpm (.80 gpm)
- Max. Tip Size One Gun .71 mm (.028")
- Two Guns .48 mm (.019")
- Max. Operating Pressure 228 bar (0 - 3300 psi)
- Weight 38.6 kgs (85 lbs)
- Power Source 1.04 kW (1.4 hp) Infinity Brushless™ DC Motor
- Max. Hose Length 91.4m (300')
- Max. Cord Length Up to 152.4 m (500')
- Power Cord Includes 4.57 m (15') of standard cord
- Tyres 305 mm (12") Pneumatic

Materials to be Sprayed

- Stains
- Lacquers
- Enamels
- Multi-colours
- Heavier oil-based paints
- Heavier latex-based paints
- Dryfall
- Block filler
- High build materials

1140i

Airless Paint Sprayer

The 1140i is ideal for large production residential, commercial, maintenance and industrial applications.



1140i Specifications

- Max. Delivery 4.2 lpm (1.10 gpm)
- Max. Tip Size One Gun .81 mm (.032")
- Two Guns .53 mm (.021")
- Max. Operating Pressure 228 bar (0 - 3300 psi)
- Weight 40.8 kgs (90 lbs)
- Power Source 1.19 kW (1.6 hp) Infinity Brushless™ DC Motor
- Max. Hose Length 91.4m (300')
- Max. Cord Length Up to 152.4 m (500')
- Power Cord Includes 4.57 m (15') of standard cord
- Tyres 305 mm (12") Pneumatic

Materials to be Sprayed

- Stains
- Lacquers
- Enamels
- Multi-colours
- Heavier oil-based paints
- Heavier latex-based paints
- Dryfall
- Block filler
- Elastomeric
- High build materials